

EVENT SUPPORTED BY



## 2024 AJSBA NATIONAL TOUR - STOP 1

Lake Glenmaggie – Victoria, Australia



### Competitor Information Pack

Hosted by: VJSBA T/A Jettin Vic

Event Location: Glenmaggie District Boat Club, Lake  
Glenmaggie Victoria

Event Dates: 9 - 11<sup>th</sup> February 2024





*Jettin Vic.*



**AJSBA NATIONAL TOUR STOP 1**



# Contents

<b>1. Event Overview</b>	<b>6</b>
1.1 Event Overview	7
1.2 Event Host	7
1.3 Key Event Details	7
1.3.1 Event Dates	7
1.3.2 Event Location	8
1.4 Event Classes	8
<b>2. Conditions of Entry</b>	<b>9</b>
2.1 Key Conditions	10
2.2 DECLARATION AND INDEMNITY	10
2.3 AJSBA Code of Conduct	11
2.4 Outside of Exclusion Zone Area	11
2.5 PWC Event Specific Restrictions	11
<b>3. Site &amp; Track Layouts</b>	<b>12</b>
3.1 Event Location	13
3.2 Site Layout	15
3.3 Endurance Track	16
3.4 Circuit Track	17
<b>4. Rider Requirements</b>	<b>18</b>
4.1 Licensing	19
4.1.1 Junior riders	19
4.2 Rider Equipment	19
4.2.1 Beginner Riders	20
4.3 PWC Requirements	20
4.3.1 Scrutineering & Safety Requirements	20
4.3.2 Race Numbers	20
4.4 Support Staff / Crew / Handlers	21
4.5 Other Recommended Items	21
4.6 AJSBA Scrutineering Form	22



*Jettin Vic.*

---

<b>5. Entry Process &amp; Fees</b>	<b>23</b>
5.1 Race Entry Process	24
5.2 Event Fee's	24
<b>6. Other Relevant Information</b>	<b>25</b>
6.1 Scrutineering	26
6.1.1 Technical Inspection	26
6.2 Race Numbers	27
6.3 On Track Information	27
6.3.1 Race Track Navigation	27
6.3.2 Race Flags	27
6.4 Refueling	28
6.4.1 Refuel Procedure	28
6.5 Event Accommodation Options	28
6.6 Basic Supplies	28



# Further Information

## 2024 AJSBA NATIONAL TOUR STOP 1

VJSBA Email Contacts: [Jettinvic.secretary@outlook.com.au](mailto:Jettinvic.secretary@outlook.com.au) or [Jettinvic.president@outlook.com.au](mailto:Jettinvic.president@outlook.com.au)

VJSBA Club Website: <https://jetttn-vic.tidyhq.com/>

VJSBA Facebook: <https://www.facebook.com/visba/>

AJSBA Secretary - Julie Williams

Email: [Secretary@ajsba.com.au](mailto:Secretary@ajsba.com.au)

Facebook: <https://www.facebook.com/Ajsba.org.au>

IJSBA - [www.ijsba.com](http://www.ijsba.com)

Shire of Wellington - [enquiries@wellington.vic.gov.au](mailto:enquiries@wellington.vic.gov.au)

Southern Rural Water - [srw@srw.com.au](mailto:srw@srw.com.au)

(GDBC) Glenmaggie District Boat Club Inc. Email - [secretary@gdbc.com.au](mailto:secretary@gdbc.com.au)

(GDBC) Glenmaggie District Boat Club Inc. Website - <https://www.gdbc.com.au/#>

(GDBC) Glenmaggie District Boat Club Inc. Facebook - <https://www.facebook.com/people/Glenmaggie-District-Boat-Club/100063761342184/>

Maritime Safety Victoria/ Safe Transport Victoria Email:

[contact@safetransport.vic.gov.au](mailto:contact@safetransport.vic.gov.au) or [mptp@safetransport.vic.gov.au](mailto:mptp@safetransport.vic.gov.au)

Maritime Safety Victoria/ Safe Transport Victoria Website: <https://safetransport.vic.gov.au/>



*Jettin Vic.*

# 1. Event Overview





Jettin Vic.

## 1.1 Event Overview

The 2024 AJSBA National Tour will attract Australia's best PWC racers to the shore of Lake Glenmaggie, Victoria on the 9<sup>th</sup> - 11<sup>th</sup> February 2024 and Lake Macquarie, New South Wales on the 12<sup>th</sup> – 15<sup>th</sup> April 2024. Catering for both Endurance and Circuit formats. Riders will need to race both stops of the national tour as overall points will accumulate to crown the 2024 AJSBA National Champions.

## 1.2 Event Host

The Victorian Jet Sports Association, trading as, Jettin Vic Inc. Club (JV) is a Vic based non-for-profit association that is responsible for the safe promotion of PWC racing within Vic. Jettin Vic is an affiliate of the Australian Jet Sports Boating Association (AJSBA), which is the Australian representative body for all Personal Watercraft Racing. We aim to help promote, organize, and supervise personal watercraft events in a Professional & Safe manner within our aquatic communities.

Jettin Vic's regular events are usually held at Lake Glenmaggie and Kangaroo Lake. In addition to this, the association is looking for new waterways to hold future events, at this stage the club has 2 waterways that have held successful races and with good relationships with the councils, are always welcome back.

## 1.3 Key Event Details

Event Name:	2024 AJSBA NATIONAL TOUR STOP 1
Event Format:	Circuit and Endurance Racing
PWC Class Rules:	2023 IJSBA Competition Rule Book, with the 2024 AJSBA Amendment.
Event Type:	3-day Personal Watercraft (PWC) motorsport racing event.
Event Organiser:	VJSBA with the assistance of the AJSBA
Est. Competitors:	Up to 60+ entrants over the three-day weekend

### 1.3.1 Event Dates

Thursday 8 <sup>th</sup> February:	Arrival of club volunteers to assess water and land area for any safety concerns.
Friday 9 <sup>th</sup> February:	PWC pre safety Scrutineering (AM) Endurance & Circuit Rider's Briefing (PM) <b>MANDATORY ATTENDANCE</b> Circuit Practice – Only available to boats that have been scrutineered (PM)
Saturday 10 <sup>th</sup> February:	Safety Briefing (AM) <b>MANDATORY ATTENDANCE</b> Endurance & Circuit Racing – Moto's (ALL DAY)
Sunday 11 <sup>th</sup> February:	Safety Briefing (AM) <b>MANDATORY ATTENDANCE</b> Endurance & Circuit Racing - Moto's (ALL DAY) Presentation Event Site Pack Up



Jettin Vic.

### 1.3.2 Event Location

Glenmaggie & District Boat Club Inc. (GDBC)  
15 Glenfalloch Road, Glenmaggie Victoria 3858

### 1.4 Event Classes

Circuit: Pro/Am Ski Lites  
Pro/Am Four Stroke Ski Lites  
Pro/am Ski Stock (1500 Ski)  
Pro Ski GP  
Pro/Am Rec Lites Runabout (Spark & EX)  
Pro/Am Naturally Aspirated Open Runabout  
Amateur Stock Runabout  
Pro Stock Runabout  
Pro Open Runabout

Endurance: Pro/Am Naturally Aspirated Open Runabout  
Pro/Am Stock Runabout  
Pro/Exp Open Runabout

*ALL CLASSSS WILL REQUIRE A MINIMUM OF FIVE (5) ENTRIES BEFORE BEING ADDED TO THE RUN SHEET  
NOTE: STOCK RUNABOUT WILL BE COMBINED IF LESS THAN FIVE (5) ENTRIES ARE RECIVED IN PRO OR  
AMATERUE CLASSES*



**Drone bird eye View of the Race Site, GDBC Boat Ramp and Race Tower**





---

## 2. Conditions of Entry



## 2.1 Key Conditions

The following key conditions are to be met at all times during the event:

- Entrants are to deliver their PWC and trailer to the event compound from 7am.
- **NO PWC'S ARE TO BE STARTED PRIOR TO 7am** (in or out of the water).
- Cars are to be immediately removed from the PWC area and parked in the nominated car parking areas or removed from site. **NO CAR PARKING ON GRASSED AREA.**
- Safety scrutineering will take place in the event carpark prior to the event on Friday 9<sup>th</sup> February. This will be the only time available to have your boat scrutineered. There will be a 30-minute timeslot for scrutineering on Saturday morning before the event. This will be limited to 7 spots and will require a booking confirmed by emailing [secretary@ajsba.org.au](mailto:secretary@ajsba.org.au) and a confirmation with a booking number is received. No other times are available for scrutineering.
- All riders must wear Approved Safety equipment including:
  - Approved full face motorcycle helmet motocross style only (**NO Downhill Mountain Bike Helmets Are Permissible**)
  - Approved PFD
  - Hard shell Back Protection to the specifications of IJSBA rule 17.3.4
  - Enclosed footwear
- All holders and teams will need to sign a waiver form and receive a wristband.
- Please respect all Glenmaggie District Boat Club staff, volunteers, members, GDBC club house, GDBC club amenities, and all site areas.

**Non-compliance with these requirements or clear directions from race officials may result in disqualification and removal of your PWC, support staff and riders from the event without refund of entry fees.**

## 2.2 DECLARATION AND INDEMNITY

By completing and signing the entry form you confirm that you have read and understand the following:

1. I the signer, in consideration or as a condition of acceptance of my entry in the above event for myself, my heirs, executors, administrators, hereby waive all and any claim rights or course of action which I or they might otherwise have for or rising out of the loss of my life or injury, damage or loss of any description whatsoever which I may suffer in the course of or consequent entry of participation in the said event.
2. This waiver release and discharge shall be and operate separately in favour of all persons, corporations and bodies involved or otherwise engaged in promoting or staging the said event and the servants, agents, representatives and officers or any of them and includes but is not limited to the committee of the Sydney Jet Sports Boating Association trading as New South Wales Personal Watercraft affiliate host club or the organiser's of the event, medical and paramedical practitioners and personnel, police officers, shire councils and shall operate whether or not the loss, injury or damage is attributed to the act or neglect of one or more of them.
3. I hereby indemnify the committee, the affiliate host club, event organiser's, the members and the Australian Jet Sports Boating Association, and the event volunteers against all suits, claims and demands whatsoever arising out of my participation in the said event.
4. I declare that I will abide by the competition rules and will accept the organiser's decision as final.



5. I acknowledge that this declaration and indemnity applies to the participation of the signer in the said event.
6. I have read and understand all competition rules, entry information details as well as supplementary regulations both general and specific to this event.
7. I acknowledge that I have read and declare that I will abide by the AJSBA Code of Conduct.
8. I solemnly swear that I hold a current PWC license.
9. I confirm that all the information I have provided is true and correct.
10. I allow for the use of all images and video captured during the event to be used by the event organiser's, authorities, agencies for reasonable promotional and marketing material. The Event Manager has approval to place / secure (causing no damage) a small portable camera on any PWC entered in the event for the purpose of capturing event footage.

### 2.3 AJSBA Code of Conduct

In entering this event, each rider and team agree to act in accordance with the AJSBA Code of Conduct. A copy of this code can be located at [AJSBA Code Of Conduct](#)

### 2.4 Outside of Exclusion Zone Area

Under our event permits, all competing PWC's are to remain inside the exclusion zone, any PWC's (involved with the event) outside the exclusion zone are either water patrolling the exclusion zone, the lake is still open to other waterway users. If you are to use your PWC outside the event and not water patrolling on the exclusion zone, you must obey all marine laws outside the exclusion zone. **You must carry waterproof torch, 5 Knots 50m rules to all waterway users and 5 Knots 50m within shoreline once outside PWC exclusion zone.**

### 2.5 PWC Event Specific Restrictions

- No PWC engines are to be started before 7am or after 7pm in or around the event site.
- No PWC's are to be washed out on the race site.
- All hazardous materials are to be removed from site and disposed of at an approved hazardous materials site (fuel, oil, rubbish etc.)



---

## 3. Site & Track Layouts



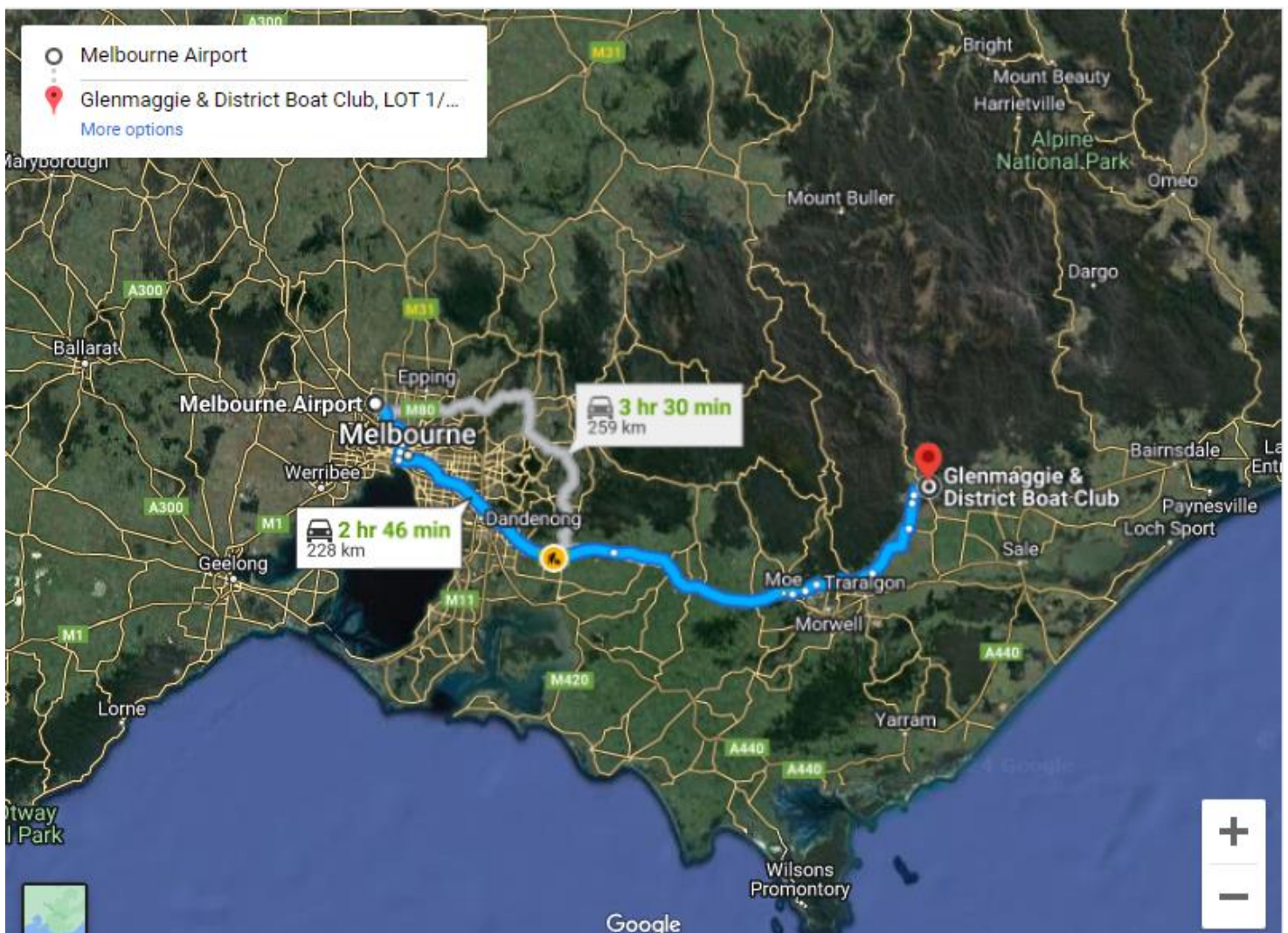


Jettin Vic.

### 3.1 Event Location

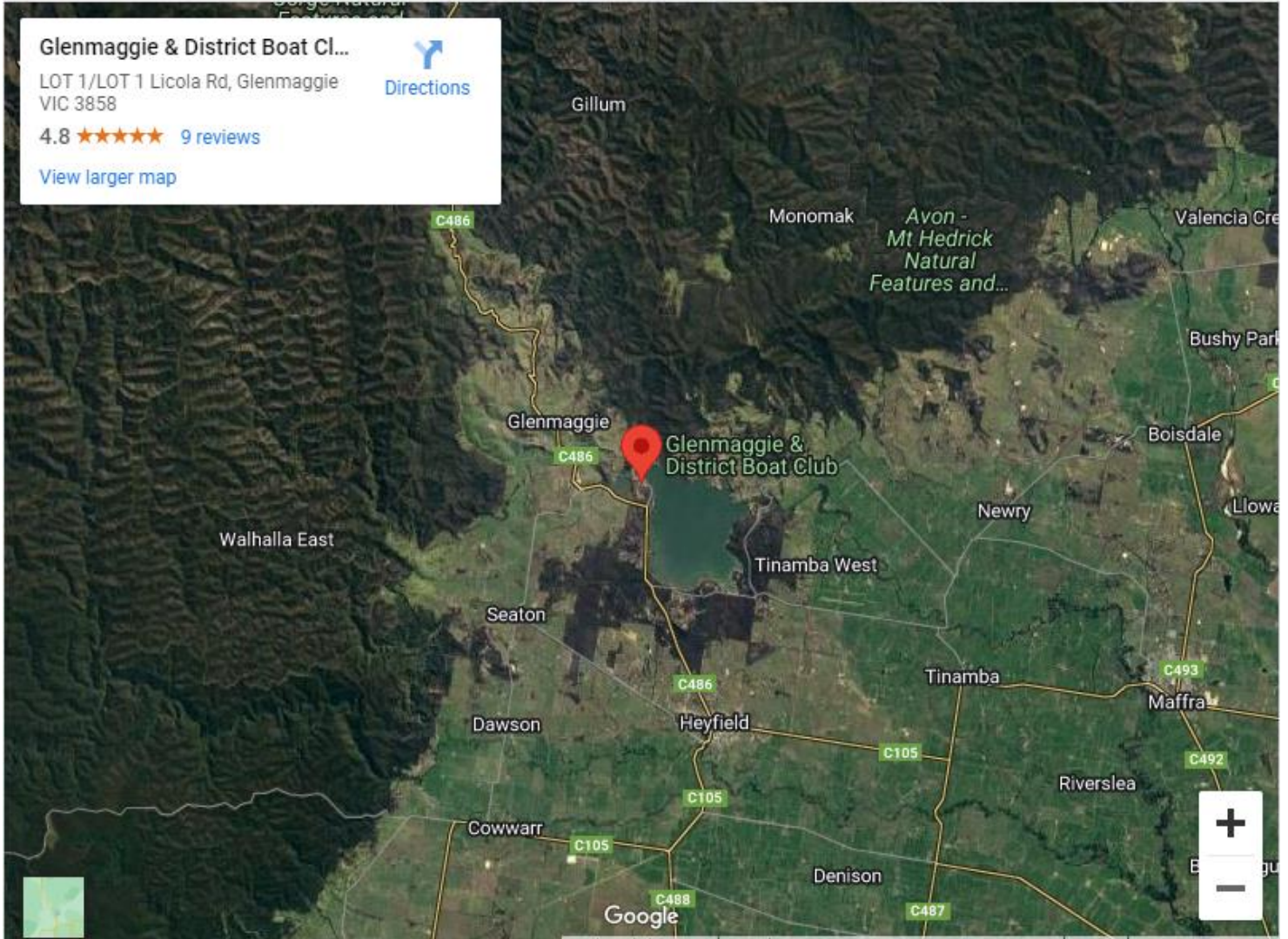
The Event will be located in Lake Glenmaggie, Victoria, Australia, which is roughly 2 hour and 30 min East of Melbourne 200km, and 10 minutes North of Heyfield Victoria.

- Racing will be staged from Glenmaggie District Boat Club.
- Competitor's and crew are able to arrive from 7am on Friday 9<sup>th</sup> of February 2024.





Jettin Vic.







*Jettin Vic.*

### 3.2 Site Layout

- The eastern side of the car park will be utilised for competitor's vehicle and land Pit area.
- The western side will be utilised for spectating, spectating parking and overflow parking.
- Site driveways are to be kept clear at all times, no parking in front of GDBC main gate or access gate.
- No trailers, car's or PWC's are to be parked in boat ramp area.
- No trailers, car's or PWC's are to be parked in emergency vehicles area.
- The fuel storage container and refueling bay are to be located in a designated eastern car park area.
  - All refueling is to occur in the refueling bay.
  - Under no circumstances is Fuel or Oil to be used outside of the designated area.
- All competitor pit tents are to be installed in designated areas.
- PWC's are not to be ridden under power onto the bank or the shore.

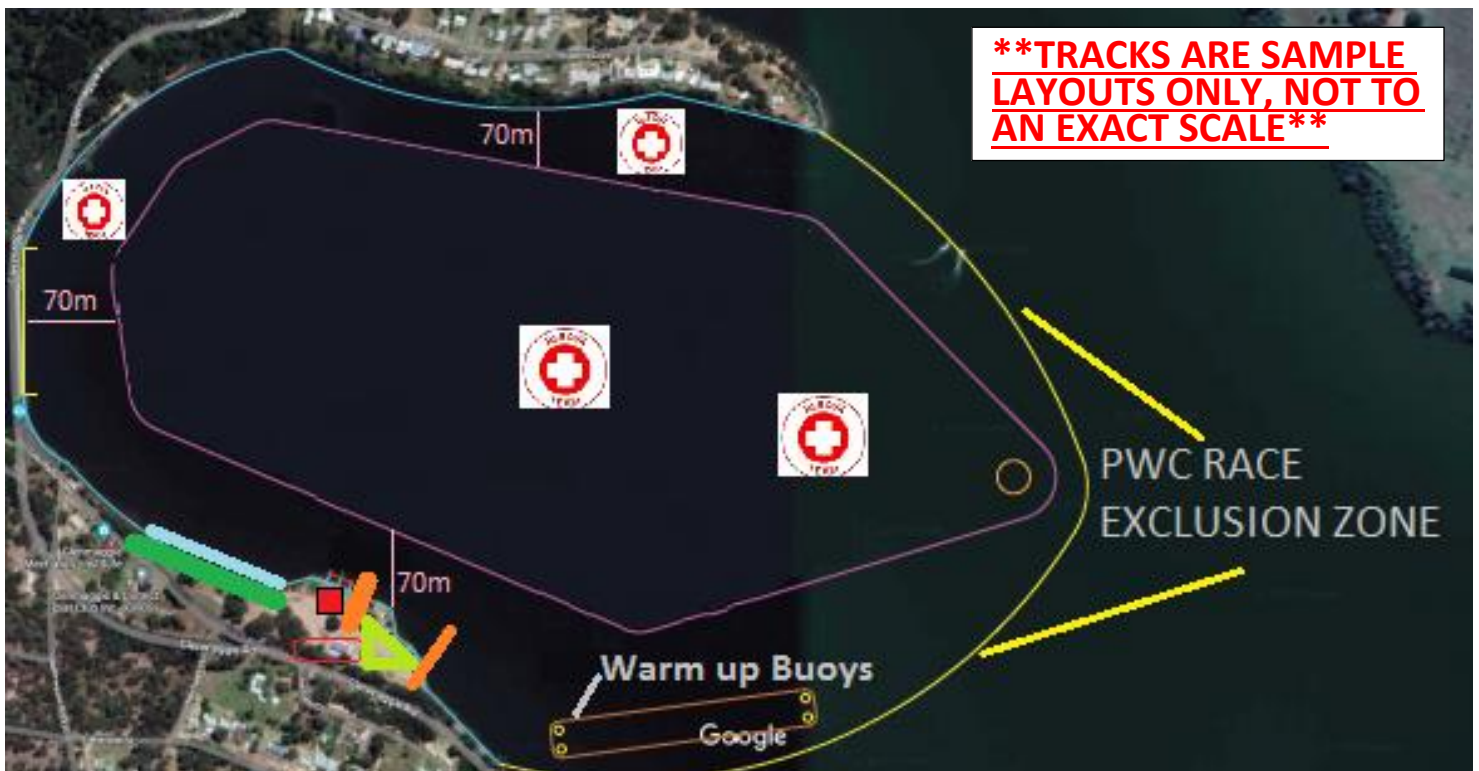




Jettin Vic.

### 3.3 Endurance Track

- The race will start with a Le Mans start. Separate start lines for:
  - Pro
  - Expert
  - Amateur
- On the first lap of the event ALL riders will utilise the 'Joker Lane' (Blue line).
- Once during each race a rider may elect to utilise the 'Joker Lane' (Blue line).
- Under no circumstances is a rider to turn back or attempt to renegotiate a missed Buoy.
- A 'Missed Buoy' marker will be advised to riders. This may be taken on the following lap to negate having a lap deducted.
- Runabout Classes – All runabout classes will race at the same time. Races will be approximately 30 min + 1 lap. Each lap is approximately 4-4.5km. Up to 3 moto's per event.



- Endurance Race track:
- Start line:
- PWC pits:
- Spectating area:
- Boat ramp:

- Exclusive PWC zone:
- Emergency assembly point:
- Track distance, will be greater than 70m from waters edge:

- Re-fuelling zone:
- emergency access point:







Jettin Vic.

### 3.4 Circuit Track

- The race will start under the control of the race director with a 2 – 1 board and release of the band.
  - 2 – Start your engines and confirm ready.
  - 1 – Prepare to race.
  - Release Band – race commences.
- Some races may have 2 separate classes in the race. If this is the case, then:
  - Each class may start from a nominated side of the grid (inside or outside).
  - Each class will be scored separately.
  - The race director may elect to slightly delay starting one start for safety reasons.
- From the start, riders must stay within their nominated split for the opening lap (green or blue).
- Once the finish line is crossed for the first time, riders can elect which split they utilise (green or blue). This must occur at the 'decision buoy' (Blue/Green) on plan.
- Under no circumstances is a rider to turn back or attempt to renegotiate a missed Buoy.
- A 'Missed Buoy' marker will be advised to riders. This may be taken on the following lap to negate having a lap deducted.
- Runabout Classes
  - Will negotiate the entire circuit track for moto's.
  - Races will be 14 Laps. This will be set by the Race Director after the track has been confirmed. Each lap is approximately 2.4km.
- Ski Classes
  - Will negotiate the entire circuit track for moto's.
  - Races will be approximately 12 Laps. This will be set by the Race Director after the track has been confirmed. Each lap is may range from 1.5km to 2km.
- There will be 4 moto's during the event.





---

## 4. Rider Requirements



## 4.1 Licensing

Each rider is required to hold a current state issued PWC License and Current AJSBA Race license.

A National Race License (12-month duration, covers all AJSBA sanctioned events and allows you to secure a race number)

Only National Licenses can be purchased with your entry to the event.

Further details on licensing can be found at [www.ajsba.org.au](http://www.ajsba.org.au) or by emailing: [secretary@ajsba.org.au](mailto:secretary@ajsba.org.au)

To be eligible for the AJSBA National Tour, a rider must have completed a **minimum of two (2) events** in the last 18 months within their licensing country.

Beginner riders are not eligible to participate at a national event.

**Note: If you raced in a Beginner Class in the 2022/2023 season, you are no longer classified as a Beginner and can enter as per the rulebook.**

### 4.1.1 Junior riders

**No Junior classes will be running in Victoria, unfortunately at this stage Victoria doesn't have the approvals to run such a class at this stage, we hope to have Junior PWC racing launch in 2024.**

## 4.2 Rider Equipment

The following items will be checked at the pre event scrutineering, and must be **worn at ALL times** when on the water (including launching, moving or testing a PWC):

- Approved full face motorcycle helmet motocross style only (**NO Downhill Mountain Bike Helmets Are Permissible**)
- An approved PFD, Aus. approved or race specific PFD (Jettribe competition series, any PFD with competition specifications etc.)
- Hard shell Back Protection to the specifications of IJSBA rule 17.3.4
- Enclosed footwear

It is also recommended that you wear the following:

- Gloves (motocross or mountain bike style)
- Wetsuit
- Goggles (single lenses)
- Leg guards (for runabout classes)

A detailed list of scrutineering requirements can be found on the AJSBA scrutineering form.

Rider equipment can be purchased from:

- T & D Jet Ski Performance
- Bayside PWC
- Jet Pilot
- Australian Jet Ski Parts



#### 4.2.1 Beginner Riders

Beginner licensed riders are not eligible to participate at a National event, i.e. Beginner ski or Beginner runabout. If a rider has either a Beginner Classification for Ski/Runabout, they can enter the national tour for the license classification where they are not a Beginner.

Jettin Vic will run 3 beginner classes over the course of the event to allow for club season scoring.

- Beginner Ski lites
- Beginner Rec lites runabout
- Beginner naturally aspirated runabout

These 3 classes will be run separately to the National Tour; no Amateur/Expert/Pro license riders will be racing with such classes.

#### 4.3 PWC Requirements

##### 4.3.1 Scrutineering & Safety Requirements

Safety scrutineering will take place in the event carpark prior to the event. All PWC's are to be checked in accordance with the scrutineering form which includes the following:

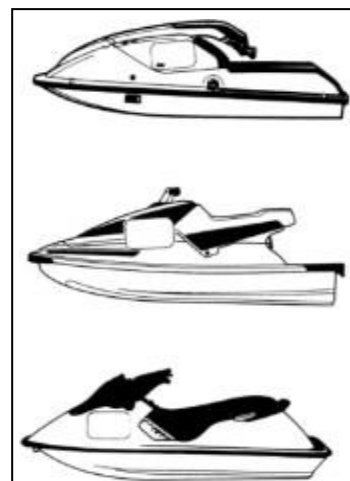
- The lanyard is in perfect working order.
- The hull has no protruding items and all parts are secured safely.
- A flexible bow loop is secured to the front of the PWC.
- All engine clamps and hoses are secured, and the battery is fixed in place.

NO PWC is to enter the water without being passed through scrutineering.

##### 4.3.2 Race Numbers

Every PWC is to have the nominated race number affixed to both sides of the PWC in the required location. The race numbers are too clearly legible from a distance

- Recommended to be on a White background with 200mm Black block numbers.







#### 4.4 Support Staff / Pit Crew / Handlers

It is highly recommended that all riders attending the event with at least 2 support crew / holders that are willing to be involved (including getting wet).

- Runabout / Recreation Classes – Require 2 holders on the start line for each circuit race and 1 holder for each endurance race.
- Ski Classes – Requires 1 holder for each circuit race.

In addition to this holders and crew will be able to assist in getting the rider and PWC to the staging area before a race, moving the PWC in and out of the water between races, and refueling the PWC.

Your Pit crew must sign the event indemnity form found on AJSBA online website:

Please follow link: [AJSBA Race Team Waiver](#)

#### 4.5 Other Recommended Items

Competitors are also recommended to have the following items on hand:

- Whatever tools and spare parts may be needed to repair your PWC throughout the event.
- A beach stand or workshop stand that can be used to put your PWC on either in the water or on the shore.
- Pending water, levels you may place a marquee within a few meters of the water's edge for pit help and repairs. Please keep the boat ramp area clear at all times.
- A tote or trolley to assist in moving your PWC in and out of the water during the event, as trailers will be difficult to access.





Jettin Vic.

## 4.6 AJSBA Scrutineering Form



### SCRUTINEER FORM

<b>Entrant to Complete this Section</b>			
Name: _____		Date: _____	
State PWC Licence No.: _____		Race No: _____	
Class: _____			

RACE CRAFT 1	RACE CRAFT 2
Make: _____	Make: _____
Rego: _____	Rego: _____
Hull #: _____	Hull #: _____
Model: _____	Model: _____
Sticker #: _____	Sticker #: _____
Signature: _____	Signature: _____
Entry form for activity completed	Entry form for activity completed
Approved personal flotation device (pfd)	Approved personal flotation device (pfd)
Approved full-coverage helmet <small>a) Europe ECE 22 - 05 'P' [Label affixed inside the helmet]            b) USA SNELL M2010 [Label affixed inside the helmet]            c) Japan JIS T 8133: 2007 [Label affixed inside the helmet]            d) Australia Standards Association of Australia AS1698            Back Protection for all Ski and Runabout Classes USBA Rule 17.3.4 describes the policy</small>	Approved full-coverage helmet <small>a) Europe ECE 22 - 05 'P' [Label affixed inside the helmet]            b) USA SNELL M2010 [Label affixed inside the helmet]            c) Japan JIS T 8133: 2007 [Label affixed inside the helmet]            d) Australia Standards Association of Australia AS1698            Back Protection for all Ski and Runabout Classes USBA Rule 17.3.4 describes the policy</small>
Helmet to be marked for a national event on the side of the helmet that start officials can see	Helmet to be marked for a national event on the side of the helmet that start officials can see
Check hull and deck for cracks or damage	Check hull and deck for cracks or damage
Check hull for protruding objects that could be hazardous (No illegal skegs, fins or rudders on hull bottom)	Check hull for protruding objects that could be hazardous (No illegal skegs, fins or rudders on hull bottom)
intake grate, pump plate are secure, no loose bolts	intake grate, pump plate are secure, no loose bolts
Inspect condition of bumpers	Inspect condition of bumpers
Ensure flexible bow loop is affixed	Ensure flexible bow loop is affixed
Check condition of handle pole and hinge mechanism	Check condition of handle pole and hinge mechanism
Check steering mechanism for proper adjustment	Check steering mechanism for proper adjustment
Check that the throttle lever works freely	Check that the throttle lever works freely
Check that grips are secure	Check that grips are secure
Check that the lanyard stop switch is functioning properly and the lanyard is in good condition	Check that the lanyard stop switch is functioning properly and the lanyard is in good condition
Check hose clamps are secure	Check hose clamps are secure
Check battery is secure and correctly fits battery box	Check battery is secure and correctly fits battery box
Check gas tank secure	Check gas tank secure
Seal marker dot major engine components <u>for a national event</u>	Seal marker dot major engine components <u>for a national event</u>
<u>Place National event sticker on Craft neatly, in same locations for type of craft</u>	<u>Place National event sticker on Craft neatly, in same locations for type of craft</u>

PFD: \_\_\_\_\_ HELMET: \_\_\_\_\_ BACK BRACE: \_\_\_\_\_

Signed Scrutineer: \_\_\_\_\_ Rider: \_\_\_\_\_



---

## 5. Entry Process & Fees



## 5.1 Race Entry Process

The following process will be undertaken in relation to the entry for this event.

- 15th January 2024
  - Competitor Information Pack released. Available via [www.ajsba.org.au](http://www.ajsba.org.au) and [AJSBA Facebook Page](#)
- 15th January 2024
  - Entries open to all riders. [2024 AJSBA National Tour Entry Link](#) listed on [VJSBA Facebook Page](#) and linked from [AJSBA Facebook Page](#)
- 4th February 2024
  - Official Entries Close (if class is not already full)
- If you intend on applying for a license reclassification for this event you must submit a racing CV to [secretary@ajsba.org.au](mailto:secretary@ajsba.org.au) the form for this is available here [AJSBA Rider Upgrade Form](#) by **21st of January 2024**

**PLEASE NOTE: Submitting your entry does not confirm your class selection for the event. Your entry has only been approved once a confirmation letter has been issued by the Secretary of the VJSBA or AJSBA.**

## 5.2 Event Fee's

The following event fees will be applicable:

All classes entry fee	\$250
Extra class fee	\$100/ extra class

**Any late entries will be charged a flat rate of \$600.00.**

All Endurance classes require a minimum of 5 entries to run and all Circuit classes require a minimum of 5 entries to run. This minimum is subject to change at the discretion of the Nationals Committee.





---

## 6. Other Relevant Information



## 6.1 Scrutineering

We recommend that you check your PWC and rider equipment before the event. If in doubt, please contact the event director with specific details and questions. We will also be posting some 'rider information videos' on the [AJSBA Facebook Page](#) before the event.

### 6.1.1 Technical Inspection

This event will be run utilising the rulebook listed in item 1.3 – Key Event Details.

The AJSBA strongly advises all competitors familiarise themselves with all aspects of the rulebook for this event and the level of PWC modifications prior to class entry.

Remember all PWC must be completely standard as per manufacture specifications unless where the IJSBA rulebook allows for change, if the rulebook doesn't say you can change it then you can't.

#### **Pre-Race Technical Inspection:**

On Friday 9<sup>th</sup> February 2024, pre-race tech inspection will be carried out for all riders at the race site. The AJSBA strongly encourages entrants to arrive as early as possible in order to pass tech inspection.

If for any reason you and your PWC and riding gear cannot be present during this time then you must request an exemption for an appointment outside of this time, in writing a week prior to the event. During this time all PWC including spare/second/back up PWC must all pass pre-race inspection and will be sealed and ready to race.

If any of the official AJSBA seals need to be broken or removed for any reason then approval must be granted from the technical director prior to the seal being removed, during this time the removed part must be handed to the technical director for inspection. Failure to do this may result in instant disqualification from the event.

No PWC will be allowed on the water prior to tech inspection and no PWC will be allowed on the water prior to 2pm practice. There is an alternative local boat ramp for testing purposes away from the race site.

#### **Post-Race Technical Inspection:**

After your last race has been completed you and your PWC must return to shore in a designated tech holding area where your PWC will stay until you are either allowed to leave or are required to transport your PWC to the tech inspection tent. These areas will be pointed out in detail at the riders briefing. Under no circumstances are a rider/mechanic or support crew to remove a seat/hood or open a storage compartment, including the fuel cap when in this area unless directed to do so by a AJSBA official.

Upon entering the tech inspection tent only, the rider and one designated mechanic will be able to stay with your PWC and supply the parts required to the technical director for inspection. Each rider will need to supply his/her own basic tools and mechanic to complete the required tasks.

Failure to comply with the IJSBA rulebook or follow the directions given by any AJSBA official may result in instant disqualification from the event.



## 6.2 Race Numbers

We recommend that you check your PWC before the event. If in doubt, please contact the event director. If you do not have an Approved AJSBA race number, then a number will be issued to you before the event. It is your responsibility to have this displayed on your PWC for the event.

If your number is not clear, it will not be scored during the event.

## 6.3 On Track Information

### 6.3.1 Race Track Navigation

Navigation of the track Buoys includes:

- Red – Keep to your Left
- Yellow – Keep to your Right
- Missed Buoy – Colour to TBA
- Split Decision Buoy – Colour TBA

### 6.3.2 Race Flags

- White – Last Lap
- Checkered – Race Finished
- Yellow – Caution, rider down
- Blue – You are being lapped, please allow them to pass clearly.
- Red – Race is immediately over, slow down with caution and return to race site
- Black – (Pointed at You) cautiously exit the track and return to shore and see the race director immediately.



## 6.4 Re-fueling

All fuel during the event is to be stored with rider's trailer or pit area (No Fuel to Be Left Onsite Over Night).

Fuel Jugs/Jerry Cans are to be officially labelled when they arrive on site in scrutineering.

The refueling area will include the following:

### Fuel Storage

- Riders are to keep their fuel with their trailer, or in their pit areas at all times.
- Fuel will only be removed for refueling purposes in small quantities (3 x 20L Fuel Jugs/Jerry cans at a time).

### Refueling Bay

- A designated refueling bay area will be set up in the pit area/car park area. The bay will be barricaded off to restrict access to officials, riders and crew only.
- A Maximum of 6 PWC's will be allowed in the bay to refuel at any single time.
- No Smoking within the Event site, pits or car park / refueling bay area at any times.
- No other mechanical works are to be undertaken whilst refueling.
- There will also be a fuel spill kit & 6 x fire extinguishers in the refueling bay at all times.

### 6.4.1 Refuel Procedure

- PWC is to be removed from the water (tote, trolley or trailer).
- PWC is wheeled/trailer into the refueling bay (no more than 6 PWC's at any one time)
- Fill the PWC, whilst only opening 1 Fuel Jug at any one time per PWC.
- Remove the PWC from the refueling bay.

## 6.5 Event Accommodation Options

- Camping is available at event race site, camping at GDBC for the weekend on site is \$15 per person per night for anyone over 16yrs old, Free for under 16yrs old – Link for camping will be posted on [AJSBA](#) and [VJSBA](#) Facebook pages.
- Air BnB has availabilities in the local area
- Lake Glenmaggie Caravan Park
- Heyfield Motel

## 6.6 Basic Supplies

- For local area supermarket Heyfield has an IGA within 10 minutes by car (11km).
- Closest petrol station is Mobil Petrol Station, within 8 minutes by car (10KM).