



EVENT SUPPORTED BY



# 2024 LAKE & VALLEY POWERSPORTS AJSBA NATIONAL TOUR – STOP 2 LAKE MACQUARIE – NSW, AUSTRALIA



## Competitor Information Pack

Hosted by: New South Wales Personal Watercraft  
Event Location: Warners Bay, Lake Macquarie NSW  
Event Dates: 12<sup>th</sup> – 14<sup>th</sup> April 2024



Lake & Valley Powersports  
AJSBA NATIONAL TOUR STOP 2



# Contents

<b>1. Event Overview</b>	<b>6</b>
1.1 Event Overview	7
1.2 Event Host	7
1.3 Key Event Details	7
1.3.1 Event Dates	8
1.3.2 Event Location	8
1.4 Event Classes	8
<b>2. Conditions of Entry</b>	<b>9</b>
2.1 Key Conditions	10
2.2 DECLARATION AND INDEMNITY	11
2.3 AJSBA Code of Conduct	11
2.4 Protected Sea Grass Area	12
2.5 PWC Event Specific Restrictions	12
<b>3. Site &amp; Track Layouts</b>	<b>13</b>
3.1 Event Location	14
3.2 Site Layout	16
3.3 Endurance Track	17
3.4 Circuit Track	18
<b>4. Rider Requirements</b>	<b>19</b>
4.1 Licensing	20
4.1.1 Junior riders	20
4.2 Rider Equipment	20
4.2.1 Beginner Riders	21
4.3 PWC Requirements	21
4.3.1 Scrutineering & Safety Requirements	21
4.3.2 Race Numbers	21
4.4 Support Staff / Crew / Handlers	22
4.5 Other Recommended Items	22
4.6 AJSBA Scrutineering Form	23



---

<b>5. Entry Process &amp; Fees</b>	<b>24</b>
5.1 Race Entry Process	25
5.2 Event Fee's	25
5.3 Event Presentation	26
<b>6. Other Relevant Information</b>	<b>27</b>
6.1 Scrutineering	28
6.1.1 Technical Inspection	28
6.2 Race Numbers	29
6.3 On Track Information	29
6.3.1 Race Track Navigation	29
6.3.2 Race Flags	29
6.4 Refuelling	30
6.4.1 Refuel Procedure	30
6.5 Event Accommodation Options	31
6.6 Event Sponsors	33



# Further Information

## 2024 Lake & Valley Powersports

### AJSBA NATIONAL TOUR STOP 2

**NSW PWC Email Contacts:** [president@nswpwc.org.au](mailto:president@nswpwc.org.au)

**NSW PWC Club Website:** [www.nswpwc.org.au](http://www.nswpwc.org.au)

**NSW PWC Facebook:** [NSWPWC Facebook](#)

**AJSBA Secretary:** Julie Williams

**Email:** [Secretary@ajsba.com.au](mailto:Secretary@ajsba.com.au)

**AJSBA Website:** [www.ajsba.org.au](http://www.ajsba.org.au)

**AJSBA Facebook:** [AJSBA Facebook](#)

**AJSBA -** [www.ajsba.org.au](http://www.ajsba.org.au)

**IJSBA -** [www.ijsba.com](http://www.ijsba.com)

**Lake Mac City Council –** [www.lakemac.com.au](http://www.lakemac.com.au)



---

# 1. Event Overview



## 1.1 Event Overview

The 2024 AJSBA National Tour will attract Australia's best PWC racers to the shore of Lake Glenmaggie, Victoria on the 9<sup>th</sup> - 11<sup>th</sup> February 2024 and Lake Macquarie, New South Wales on the 12<sup>th</sup> – 14<sup>th</sup> April 2024. Catering for both Endurance and Circuit formats. Riders will need to race both stops of the national tour as overall points will accumulate to crown the 2024 AJSBA National Champions.

## 1.2 Event Host

The Sydney Jet Sports Association, Trading As, New South Wales Personal Watercraft Club (NSWPWC) is a NSW based non for profit association that is responsible for the safe promotion of PWC racing within NSW. The NSWPWC is an affiliate of the Australian Jet Sports Boating Association (AJSBA), which is the Australian representative body for all Personal Watercraft Racing. We aim to help promote, organize and supervise personal watercraft events in a Professional & Safe manner within our aquatic communities.

NSWPWC's regular events are held at Chipping Norton Lakes and Lake Macquarie. In addition to this, the association occasionally holds other events in various locations throughout NSW including Shoalhaven, Newcastle, Albury and Mudgee.

## 1.3 Key Event Details

Event Name:	2024 LAKE & VALLEY POWERSPORTS AJSBA NATIONAL TOUR STOP 2
Event Format:	Circuit and Endurance Racing
PWC Class Rules:	<u>2023 IJSBA Competition Rule Book</u> , with the <b>2024 AJSBA Amendment</b>
Event Type:	3 day Personal Water Craft (PWC) motorsport racing event.
Event Organiser:	NSW PWC with the assistance of the AJSBA
Est. Competitors:	Up to 60+ entrants over the three day weekend



View of the Race Site from the Eleebana Boat Ramp



### 1.3.1 Event Dates

Thursday 11 <sup>th</sup> April:	Arrival of club volunteers to assess water and land area for any safety concerns.
Friday 12 <sup>th</sup> April:	PWC pre safety Scrutineering (AM) Endurance & Circuit Rider's Briefing (PM) <b><u>MANDATORY ATTENDANCE</u></b> Circuit Practice – Only available to boats that have been scrutineered (PM)
Saturday 13 <sup>th</sup> April:	Safety Briefing (AM) <b><u>MANDATORY ATTENDANCE</u></b> Endurance & Circuit Racing – Moto's (ALL DAY)
Sunday 14 <sup>th</sup> April:	Safety Briefing (AM) <b><u>MANDATORY ATTENDANCE</u></b> Endurance & Circuit Racing - Moto's (ALL DAY) Event Site Pack Up Presentation at Warners Bay Hotel

### 1.3.2 Event Location

1 Bareki Road, Eleebana NSW.  
Warners Bay Park (Lions Park Eleebana) Foreshore,  
Eleebana Boat Ramp & Carpark & Lake Macquarie (Eleebana & Warners Bay)

### 1.4 Event Classes

Circuit:	Junior Ski Lites Junior Rec Lites Pro/Am Ski Lites Pro/Am Four Stroke Ski Lites Pro/Am Ski Stock (1500 Ski) Pro Ski GP Pro/Am Recreational Lites Runabout (Spark & EX) Pro/Am Naturally Aspirated Open Runabout Amateur Stock Runabout Pro Stock Runabout Pro Open Runabout
Endurance:	Pro/Am Naturally Aspirated Open Runabout Pro/Am Stock Runabout Pro/Exp Open Runabout

**ALL CLASS WILL REQUIRE A MINIMUM OF FIVE (5) ENTRIES BEFORE BEING ADDED TO THE RUN SHEET. NOTE: STOCK RUNABOUT WILL BE COMBINED IF LESS THAN FIVE (5) ENTRIES ARE RECEIVED IN PRO OR AMATEUR CLASSES**





---

## 2. Conditions of Entry



## 2.1 Key Conditions

The following key conditions are to be met at all times during the event:

- Entrants are to deliver their PWC and trailer to the event compound from 7am.
- **NO PWC'S ARE TO BE STARTED PRIOR TO 8am** (in or out of the water).
- Cars are to be immediately removed from the PWC area and parked in the nominated car parking areas or removed from site. **NO CAR PARKING ON GRASED AREA.**
- Safety scrutineering will take place in the event carpark prior to the event on Friday 12<sup>th</sup> April. This will be the only time available to have your boat scrutineered. There will be a 30-minute timeslot for scrutineering on Saturday morning before the event. This will be limited to 5 spots and will require a booking confirmed by emailing [secretary@ajsba.org.au](mailto:secretary@ajsba.org.au) and a confirmation with a booking number is received. No other times are available for scrutineering.
- All riders must wear Approved Safety equipment including:
  - Approved full face motorcycle helmet motocross style only (**NO Downhill Mountain Bike Helmets Are Permissible**)
  - an approved PFD
  - hard shell Back Protection to the specifications of IJSBA rule 17.3.4
  - enclosed footwear
- All holders and teams will need to sign a waiver form and receive a wristband.
- Please respect all NSWPWC and AJSBA staff, volunteers, members, amenities, and all site areas.

**Non-compliance with these requirements or clear directions from race officials may result in disqualification and removal of your PWC, support staff and riders from the event without refund of entry fees.**



## 2.2 DECLARATION AND INDEMNITY

By completing and signing the entry form you confirm that you have read and understand the following:

1. I the signer, in consideration or as a condition of acceptance of my entry in the above event for myself, my heirs, executors, administrators, hereby waive all and any claim rights or course of action which I or they might otherwise have for or rising out of the loss of my life or injury, damage or loss of any description whatsoever which I may suffer in the course of or consequent entry of participation in the said event.
2. This waiver release and discharge shall be and operate separately in favour of all persons, corporations and bodies involved or otherwise engaged in promoting or staging the said event and the servants, agents, representatives and officers or any of them and includes but is not limited to the committee of the Sydney Jet Sports Boating Association trading as New South Wales Personal Watercraft affiliate host club or the organisers of the event, medical and paramedical practitioners and personnel, police officers, shire councils and shall operate whether or not the loss, injury or damage is attributed to the act or neglect of one or more of them.
3. I hereby indemnify the committee, the affiliate host club, event organisers, the members and the Australian Jet Sports Boating Association, and the event volunteers against all suits, claims and demands whatsoever arising out of my participation in the said event.
4. I declare that I will abide by the competition rules and will accept the organiser's decision as final.
5. I acknowledge that this declaration and indemnity applies to the participation of the signer in the said event.
6. I have read and understand all competition rules, entry information details as well as supplementary regulations both general and specific to this event.
7. I acknowledge that I have read and declare that I will abide by the AJSBA Code of Conduct.
8. I solemnly swear that I hold a current PWC licence.
9. I confirm that all the information I have provided is true and correct.
10. I allow for the use of all images and video captured during the event to be used by the event organisers, authorities, agencies for reasonable promotional and marketing material. The Event Manager has approval to place / secure (causing no damage) a small portable camera on any PWC entered in the event for the purpose of capturing event footage.

## 2.3 AJSBA Code of Conduct

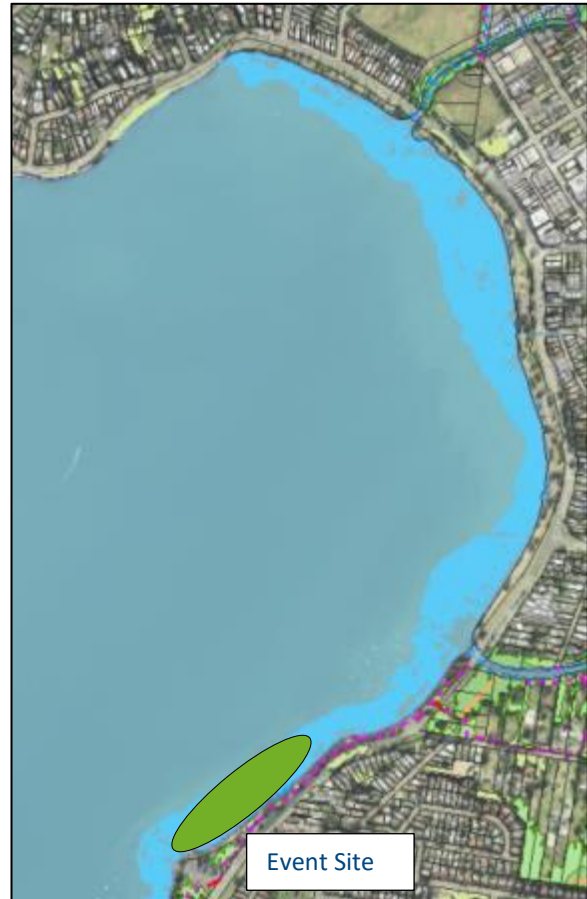
In entering this event, each rider and team agree to act in accordance with the AJSBA Code of Conduct. A copy of this code can be located at [www.ajsba.org.au](http://www.ajsba.org.au)

## 2.4 Protected Sea Grass Area

The foreshores of Lake Macquarie contain delicate sea grass habitats. For this reason, NO PWC is to enter the designated area's outside of the official race site. The following map outlines the relevant sea grass areas.

## 2.5 PWC Event Specific Restrictions

- No PWC engines are to be started before 8am or after 6pm in or around the event site.
- No PWC's are to be washed out on the race site.
- All hazardous materials are to be removed from site and disposed of at an approved hazardous materials site (fuel, oil etc).





---

## 3. Site & Track Layouts



### 3.1 Event Location

The Event will be located in Lake Macquarie NSW Australia, which is 1 hour and 45 min north of Sydney, and 15 minutes south of Newcastle NSW.

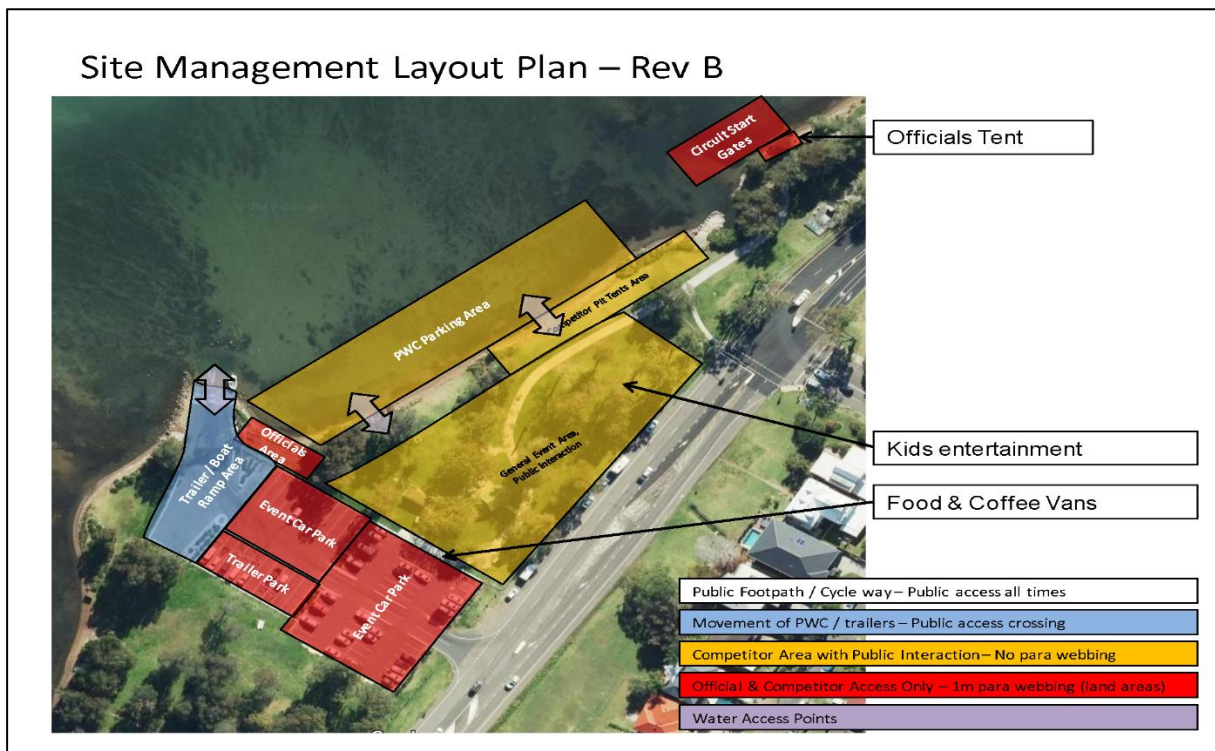
- Racing will staged from Warners Bay Park located at 1 Bareki Road, Eleebana NSW, Australia.
- Competitor's and crew are able to arrive from 7am.





### 3.2 Site Layout

- The eastern side of the car park will be utilised for competitor’s vehicle parking (no trailers).
- The western side of the car park will be utilised for trailer parking, emergency, and official vehicle parking.
- No trailers, car’s or PWC’s are to be parked in the trailer / boat manoeuvring area.
- The fuel storage container and refuelling bay are to be located in a designated eastern car park area.
  - All fuel is to be registered and stored in the area.
  - All refuelling is to occur in the refuelling bay.
  - Under no circumstances is Fuel or Oil to be used outside of the designated area.
- All competitor pit tents are to be installed in designated areas.
- PWC’s are not to be ridden under power onto the bank or the shore.

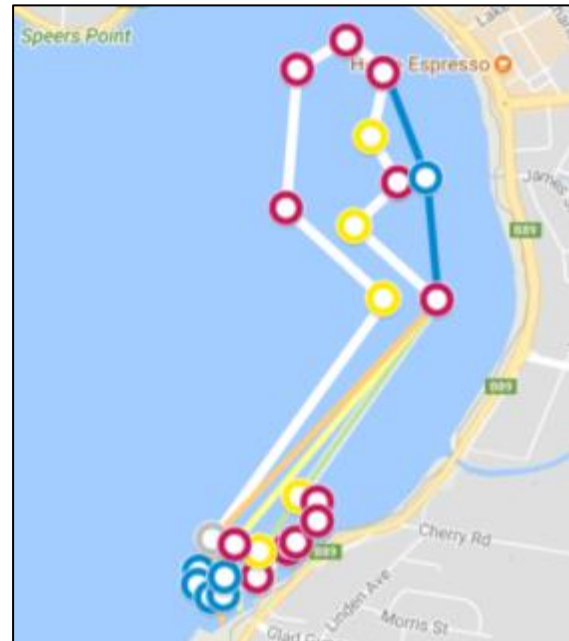




### 3.3 Endurance Track

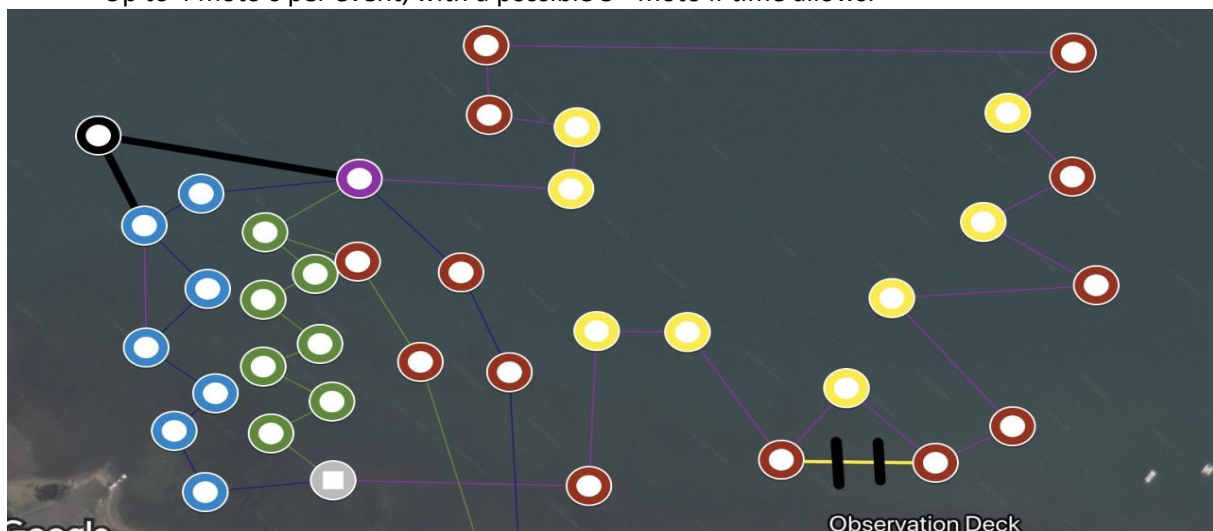
- The race will start with a Le Mans start. Separate start lines for:
  - Pro
  - Expert
  - Amateur
- Under no circumstances is a rider to turn back or attempt to renegotiate a missed Buoy.
- A 'Missed Buoy' marker will be advised to riders. This may be taken on the following lap to negate having a lap deducted.
- Runabout Classes – All runabout classes will race at the same time. Races will be approximately 30 min + 1 lap. Each lap is approximately 4-4.5km. Up to 3 moto's per event.

**PICTURES ARE SAMPLES ONLY**



### 3.4 Circuit Track

- The race will start under the control of the race director with a 2 – 1 board and release of the band.
  - 2 – start your engines and confirm ready.
  - 1 – prepare to race.
  - Release Band – race commences.
- Some races may have 2 separate classes in the race. If this is the case, then:
  - Each class may start from a nominated side of the grid (inside or outside).
  - Each class will be scored separately.
  - The race director may elect to slightly delay starting one start for safety reasons.
- From the start, riders must stay within their nominated split for the opening lap (green or blue).
- Once the finish line is crossed for the first time, riders can elect which split they utilise (green or blue). This must occur at the 'decision buoy' (white/grey) on plan. **ALL RIDERS MUST COMPLETE BOTH SPLITS (GREEN OR BLUE) AT LEAST ONCE DURING EACH OF THEIR RACES.**
- Under no circumstances is a rider to turn back or attempt to renegotiate a missed Buoy.
- A 'Missed Buoy' marker will be advised to riders. This may be taken on the following lap to negate having a lap deducted.
- Runabout and Recreational Classes
  - Will negotiate the entire track including the 2 north-eastern red buoys.
  - Will NOT utilise the log jump.
  - Races will be approximately 10 Laps (Premier Class May do 14 Laps at Race Directors discretion. Each lap is approximately 2.4km.
- Ski Classes
  - Will negotiate the shorter track which excludes the 2 north-eastern red buoys.
  - Pro and Amateur Ski riders (NOT Juniors) may elect to use the log jump (Blue marker) from the second lap of the race.
  - Ski riders not utilising the log jump are to take the alternate track (Yellow Buoy).
  - Races will be approximately 10 Laps (Premier Class may do 14 Laps at Race Directors discretion. Each lap is approximately 2.2km.
- Up to 4 moto's per event, with a possible 5<sup>th</sup> moto if time allows.





---

## 4. Rider Requirements



## 4.1 Licensing

Each rider is required to hold a current state issued PWC License and Current AJSBA Race license.

An AJSBA Race License has a 12-month duration, covers all AJSBA sanctioned events and allows you to secure a race number.

AJSBA Licenses can be purchased online.

Further details on licensing can be found at [www.ajsba.org.au](http://www.ajsba.org.au) or by emailing [secretary@ajsba.org.au](mailto:secretary@ajsba.org.au)

To be eligible for the AJSBA National Tour, a rider must have completed a **minimum of two (2) events** in the last 18 months within their licensing country.

Beginner riders are not eligible to participate at a National event.

**Note: If you raced in a Beginner Class in the 2022/2023 season, you are no longer classified as a Beginner and can enter as per the rulebook.**

### 4.1.1 Junior riders

Riders under the age of 16 years must obtain an AJSBA junior race license and complete all of the required testing / training / assessment process before being able to race at an event. Junior riders cannot race on a day license.

Further details on licensing can be found at [www.ajsba.org.au](http://www.ajsba.org.au)

## 4.2 Rider Equipment

The following items will be checked at the pre-event scrutineering, and must be **worn at ALL times** when on the water (including launching, moving or testing a PWC):

- Approved full face motorcycle helmet motocross style (No downhill Mountain Bike Helmets Are Permissible.)
- An approved PFD, Aus. approved or race specific PFD (Jet tribe competition series, any PFD with competition specifications etc.)
- Hard shell Back Protection to the specifications of IJSBA rule 17.3.4
- Enclosed footwear

It is also recommended that you wear the following:

- Gloves (motocross or mountain bike style)
- Wetsuit
- Goggles (single lenses)
- Leg guards (for runabout classes)

A detailed list of scrutineering requirements can be found on the AJSBA scrutineering form.



Rider equipment can be purchased from:

**Lake & Valley Powersports**

**Phone: (02) 4973 6000**

**1/14 Alliance Ave, Morisset, NSW, 2264**

**Opening Hours: Monday-Friday; 8.30am-4.30pm, Saturday; 8am-12pm**

**[www.lakeandvalleypowersports.com.au](http://www.lakeandvalleypowersports.com.au)**

### 4.2.1 Beginner Riders

Beginner licensed riders **are not eligible** to participate at a National event, i.e. Beginner ski or Beginner runabout. If a rider has a Beginner Classification for Ski or Runabout, they can enter the national tour for the license classification where they are not a Beginner.

### 4.3 PWC Requirements

#### 4.3.1 Scrutineering & Safety Requirements

Safety scrutineering will take place in the event carpark prior to the event. All PWC's are to be checked in accordance with the scrutineering form which includes the following:

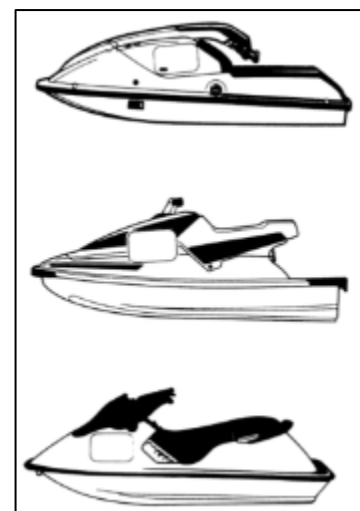
- The lanyard is in perfect working order.
- The hull has no protruding items and all parts are secured safely.
- A flexible bow loop is secured to the front of the PWC.
- All engine clamps and hoses are secured, and the battery is fixed in place.

NO PWC is to enter the water without being passed through scrutineering.

#### 4.3.2 Race Numbers

Every PWC is to have the nominated race number affixed to both sides of the PWC in the required location. The race numbers are too clearly legible from a distance

- Recommended to be on a White background with 200mm Black block numbers.





#### 4.4 Support Staff / Crew / Handlers

It is highly recommended that all riders attend the event with at least 2 support crew / holders that are willing to be involved (including getting wet).

- Runabout / Recreation Classes – Require 2 holders on the start line for each circuit race and 1 holder for each endurance race.
- Ski Classes – Requires 1 holder for each circuit race.

In addition to this holders and crew will be able to assist in getting the rider and PWC to the staging area before a race, moving the PWC in and out of the water between races, and refuelling the PWC.

Your Pit crew must sign the event indemnity form found on AJSBA online website:

Please follow link: [AJSBA Race Team Waiver](#)

#### 4.5 Other Recommended Items

Competitors are also recommended to have the following items on hand:

- Whatever tools and spare parts may be needed to repair your PWC throughout the event.
- A beach stand or workshop stand that can be used to put your PWC on either in the water or on the shore.
- A tote or trolley to assist in moving your PWC in and out of the water during the event, as trailers will be difficult to access.





#### 4.6 AJSBA Scrutineering Form

### SCRUTINEER FORM

Entrant to Complete this Section

Name: \_\_\_\_\_ Date: \_\_\_\_\_

State PWC Licence No.: \_\_\_\_\_ Class: \_\_\_\_\_ Race No: \_\_\_\_\_

RACE CRAFT 1		RACE CRAFT 2	
Make:		Make:	
Rego:		Rego:	
Hull #:		Hull #:	
Model:		Model:	
Sticker #:	Signature	Sticker #:	Signature
Entry form for activity completed		Entry form for activity completed	
Approved personal flotation device (pfd)		Approved personal flotation device (pfd)	
Approved full-coverage helmet <small>a) Europe ECE 22 - 05 'P' [Label affixed inside the helmet]            b) USA SNELL M2010 [Label affixed inside the helmet]            c) Japan JIS T 8133: 2007 [Label affixed inside the helmet]            d) Australia Standards Association of Australia AS1698            Back Protection for all Ski and Runabout Classes USBA Rule 17.3.4 describes the policy</small>		Approved full-coverage helmet <small>a) Europe ECE 22 - 05 'P' [Label affixed inside the helmet]            b) USA SNELL M2010 [Label affixed inside the helmet]            c) Japan JIS T 8133: 2007 [Label affixed inside the helmet]            d) Australia Standards Association of Australia AS1698            Back Protection for all Ski and Runabout Classes USBA Rule 17.3.4 describes the policy</small>	
Helmet to be marked for a national event on the side of the helmet that start officials can see		Helmet to be marked for a national event on the side of the helmet that start officials can see	
Check hull and deck for cracks or damage		Check hull and deck for cracks or damage	
Check hull for protruding objects that could be hazardous (No illegal skegs, fins or rudders on hull bottom)		Check hull for protruding objects that could be hazardous (No illegal skegs, fins or rudders on hull bottom)	
intake grate, pump plate are secure, no loose bolts		intake grate, pump plate are secure, no loose bolts	
Inspect condition of bumpers		Inspect condition of bumpers	
Ensure flexible bow loop is affixed		Ensure flexible bow loop is affixed	
Check condition of handle pole and hinge mechanism		Check condition of handle pole and hinge mechanism	
Check steering mechanism for proper adjustment		Check steering mechanism for proper adjustment	
Check that the throttle lever works freely		Check that the throttle lever works freely	
Check that grips are secure		Check that grips are secure	
Check that the lanyard stop switch is functioning properly and the lanyard is in good condition		Check that the lanyard stop switch is functioning properly and the lanyard is in good condition	
Check hose clamps are secure		Check hose clamps are secure	
Check battery is secure and correctly fits battery box		Check battery is secure and correctly fits battery box	
Check gas tank secure		Check gas tank secure	
Seal marker dot major engine components for a national event		Seal marker dot major engine components for a national event	
Place National event sticker on Craft neatly, in same locations for type of craft		Place National event sticker on Craft neatly, in same locations for type of craft	

PFD: \_\_\_\_\_ HELMET: \_\_\_\_\_ BACK BRACE: \_\_\_\_\_

Signed Scrutineer: \_\_\_\_\_ Rider: \_\_\_\_\_



---

## 5. Entry Process & Fees





## 5.1 Race Entry Process

The following process will be undertaken in relation to the entry for this event.

- 20<sup>th</sup> March 2024
  - Competitor Information Pack released. Available via [www.ajsba.org.au](http://www.ajsba.org.au) and [AJSBA Facebook Page](#)
- 20<sup>th</sup> March 2024
  - Entries open to all riders. **2024 AJSBA National Tour - Stop 2 Entry Link** listed on [NSWPWC Facebook Page](#) and linked from [AJSBA Facebook Page](#)
- 7<sup>th</sup> April 2024
  - Official Entries Close (if class is not already full)

**PLEASE NOTE: Submitting your entry does not confirm your class selection for the event. Your entry has only been approved once a confirmation letter has been issued by the Secretary of the NSW PWC or AJSBA.**

## 5.2 Event Fee's

The following event fees will be applicable:

All classes entry fee	\$285
Extra class fee	\$100/ extra class

**Any late entries will be charged a flat rate of \$600.00.**

**All riders will receive a rider entry pack at event check in, this will include a hoodie. Please ensure you select your hoodie size when purchasing tickets. Extra hoodies are available for purchase through the entry link.**

**All Endurance classes require a minimum of 5 entries to run and all Circuit classes require a minimum of 5 entries to run. This minimum is subject to change at the discretion of the Nationals Committee.**



### **5.3 Event Presentation**

The event presentation will be held on Sunday 14<sup>th</sup> of April 2024 at 6pm, Lake St Terrace, Warners Bay Hotel, 5 John St, Warners Bay, New South Wales, 2282.

#### **Warners Bay Hotel Website**

#### **GPS Directions**

#### **Bisto Menu**

Please make sure that you RSVP when purchasing your race entry tickets.



---

## 6. Other Relevant Information



## 6.1 Scrutineering

We recommend that you check your PWC and rider equipment before the event. If in doubt, please contact the event director with specific details and questions. We will also be posting some 'rider information videos' on the [AJSBA Facebook](#) page before the event.

### 6.1.1 Technical Inspection

This event will be run utilising the rulebook listed in item 1.3 – Key Event Details.

The AJSBA strongly advises all competitors familiarise themselves with all aspects of the rulebook for this event and the level of PWC modifications prior to class entry.

Remember all PWC must be completely standard as per manufacture specifications unless where the IJSBA rulebook allows for change, if the rulebook doesn't say you can change it then you can't.

#### **Pre Race Technical Inspection:**

On the Friday pre-race tech inspection will be carried out for all riders at the race site between the hours of 11am and 4pm the AJSBA strongly encourages entrants to arrive as early as possible in order to pass tech inspection.

If for any reason you and your PWC and riding gear cannot be present during this time then you must request an extension in writing a week prior to the event. During this time all PWC including spare/second/back up PWC must all pass pre-race inspection and will be sealed and ready to race.

If any of the official AJSBA seals need to be broken or removed for any reason then approval must be granted from the technical director prior to the seal being removed, during this time the removed part must be handed to the technical director for inspection. Failure to do this may result in instant disqualification from the event.

No PWC will be allowed on the water prior to tech inspection and no PWC will be allowed on the water prior to 2pm practice. There is an alternative local boat ramp for testing purposes away from the race site.

#### **Post Race Technical Inspection:**

After your last race has been completed you and your PWC must return to shore in a designated tech holding area where your PWC will stay until you are either allowed to leave or are required to transport your PWC to the tech inspection tent. These areas will be pointed out in detail at the riders briefing. Under no circumstances are a rider/mechanic or support crew to remove a seat/hood or open a storage compartment when in this area unless directed to do so by a AJSBA official.

Upon entering the tech inspection tent only the rider and one designated mechanic will be able to stay with your PWC and supply the parts required to the technical director for inspection. Each rider will need to supply his/her own basic tools and mechanic to complete the required tasks.

Failure to comply with the IJSBA rulebook or follow the directions given by any AJSBA official may result in instant disqualification from the event.



## 6.2 Race Numbers

We recommend that you check your PWC before the event. If in doubt, please contact the event director. If you do not have an Approved AJSBA race number, then a number will be issued to you before the event. It is your responsibility to have this displayed on your PWC for the event.

If your number is not clear, it will not be scored during the event.

If you need race number signage we recommend contacting the following:

### **Signed Up**

**130 Dunning Ave, Rosebery, NSW, 2018**

**[Signedup.com.au](http://Signedup.com.au)**

**Call: 02 9190 4898**

## 6.3 On Track Information

### 6.3.1 Race Track Navigation

Navigation of the track Buoys includes:

- Red – Keep to your Left
- Yellow – Keep to your Right
- Missed Buoy – Colour to TBA
- Split Decision Buoy – Colour TBA

### 6.3.2 Race Flags

- White – Last Lap
- Checkered – Race Finished
- Yellow – Caution, rider down
- Blue – You are being lapped, please allow them to pass clearly.
- Red – Race is immediately over, slow down with caution and return to race site
- Black – (Pointed at You) cautiously exit the track and return to shore and see the race director immediately.



## 6.4 Refuelling

All fuel during the event is to be stored within a designated fuel storage container (day by day, not overnight). Competitors are to advise of the quantity of fuel that they require (number of 20L Jugs) on their entry form.

Fuel Jugs are to be officially labelled when they arrive on site in scrutineering and placed in the storage container.

The refuelling area will include the following:

### Fuel Storage

- All bulk quantities of fuel for the event will be store on a daily basis (not overnight) in a dangerous good storage container.
- Fuel will only be removed for refuelling purposes in small quantities (3 x 20L jerry cans at a time).

### Refuelling Bay

- A designated refuelling bay area will be set up in the car park area. The bay will be para webbed off to restrict access to officials, riders and crew only.
- The bay will have plastic lining with raised hobs on 3 sides (with the open side being raised in level to allow access) to create a catchment area capable of holding the max qty of fuel to be in the bay at any single point in time.
- Only 3 PWC's will be allowed in the bay to refuel at any single time.
- No Smoking within the Event site, pits or car park / refuelling bay area at any times.
- No other mechanical works are to be undertaken whilst refuelling.
- Fuel will be removed from the storage container (3-5m away from the refuelling bay) and placed into the PWC's.
- There will also be a fuel spill kit & 2 x fire extinguishers in the refuelling bay at all times.

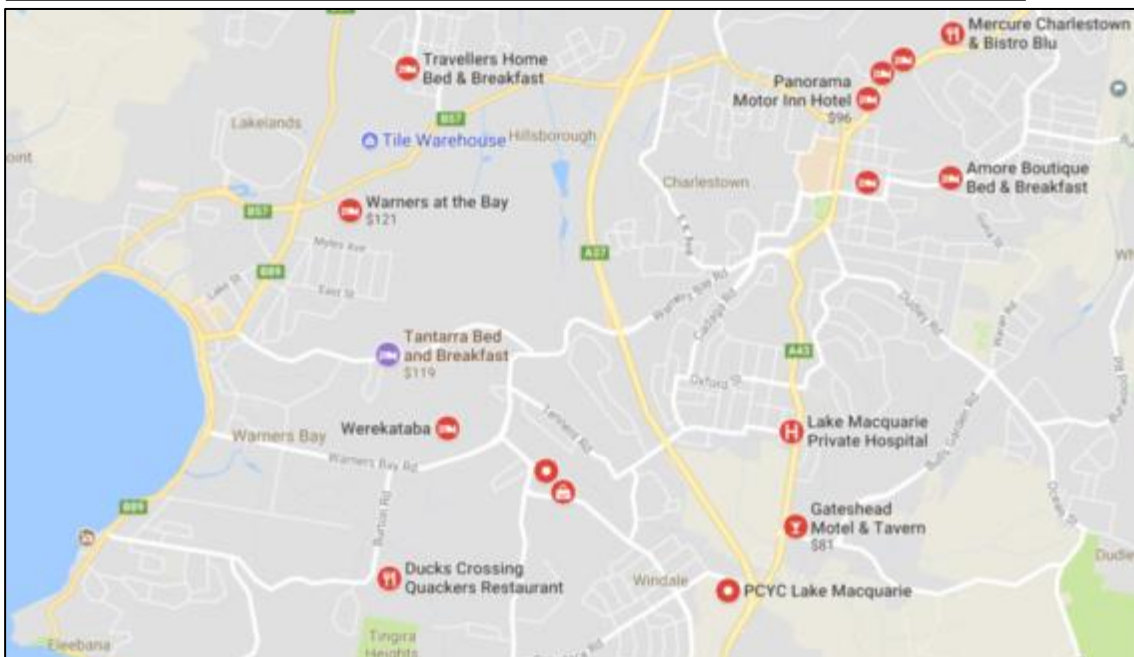
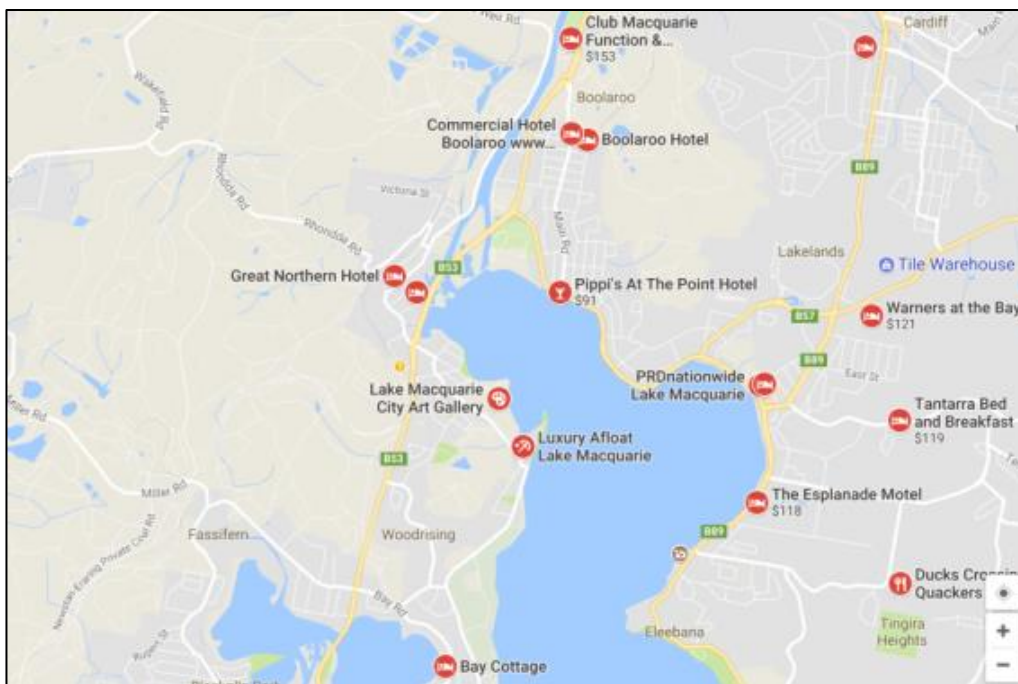
### 6.4.1 Refuel Procedure

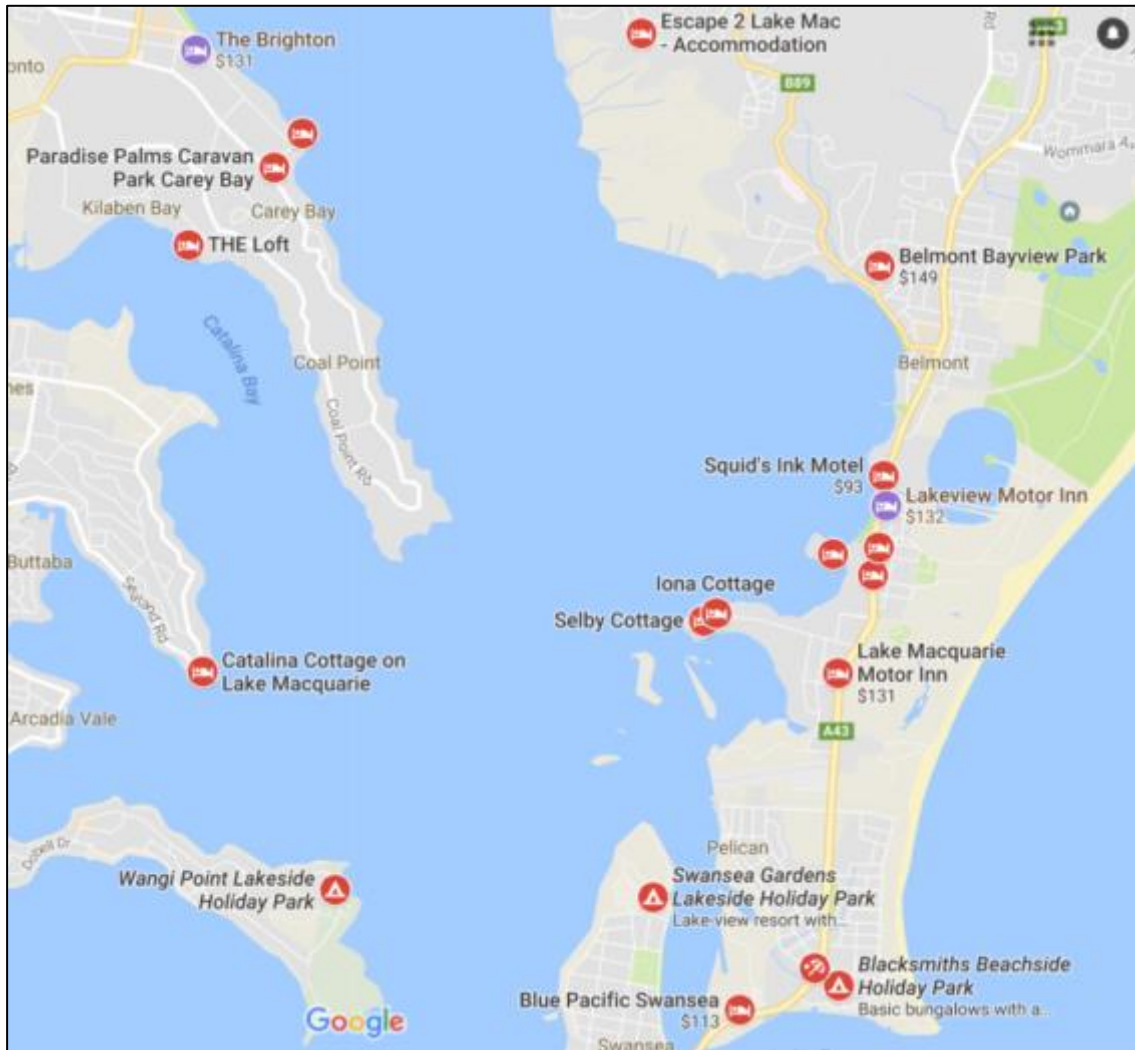
- PWC is to be removed from the water (tote, trolley or trailer).
- PWC is wheeled into the refuelling bay (no more than 3 PWC's at any one time)
- Obtain the fuel from the storage container.
- Fill the PWC, whilst only opening 1 Fuel Jug at any one time per PWC.
- Place the empty fuel jugs back in the container
- Remove the PWC from the refuelling bay.

## 6.5 Event Accommodation Options

- **The Esplanade Motel** – 02 4948 9666 – 568 The Esplanade, Warners Bay NSW 2282
- **Warners at the Bay** – 02 4956 6066 – 320 Hillsborough Rd, Warners Bay NSW 2282
- **Pippis at the Point** – 02 4958 1022 – 199 Main Rd, Speers Point NSW 2284

Other Accommodation Offers close to the Race Site are located below:





For further details see / contact:

- Lake Macquarie City Council – Phone 02 4921 0333
- [council@lakemac.nsw.gov.au](mailto:council@lakemac.nsw.gov.au)
- [www.lakemac.com.au](http://www.lakemac.com.au)





## 6.6 Event Sponsors

### Naming Rights Sponsor:

**Lake & Valley Powersports**

**1/14 Alliance Ave, Morisset, NSW, 2264**

**Web: Lake & Valley Powersports**

**Ph: 02 4312 5610**



### Event Support Sponsor:

**Jet Pilot**

**Web: Jetpilot**

**Ph: 07 5665 8333**

**Email: Customer Service**

# JETPILOT



Race Class Sponsors:

**dansjetpower**

**NEXT**  
FINANCE  
**1300 639 800**  
[WWW.NEXTFINANCE.COM.AU](http://WWW.NEXTFINANCE.COM.AU)  
CARS, BIKES, BOATS, TRUCKS, MACHINERY  
CLASSIC / VINTAGE / MUSCLE CARS  
AND UPGRADES, TOO!

**THREE SWALLOWS**  
HOTEL

**WOLLONGONG CITY**  
**JETSKI**

**YAMAHA**  
*Revs Your Heart*

**YMF**  
YAMAHA MOTOR FINANCE

**YMI**  
YAMAHA MOTOR INSURANCE

**4227 3818**



*Paul Bazeley*  
**HEAVY HAULAGE**



